



ELECTRICAL DESIGN GROUP

ELECTRICAL BUILDING SERVICES CONSULTANTS

P.O. Box 15, SHERWOOD Q. 4075

Phone: (07) 3278 4375 Fax: (07) 3716 0222

Web Site: www.edg.net.au Email: brisbane@edg.net.au


C3423a - FLEXIBLE LEARNING CENTRE, MT ISA - COVERED AREA

C3423a-0002(A).xls

ELECTRICAL EQUIPMENT SCHEDULE

REVISION A - 27 JUNE 2025

THE EQUIPMENT SUPPLIER CONTACT DETAILS MAY BE AVAILABLE ON THE EDG WEBSITE VIA THE FOLLOWING LINK www.edg.net.au/links.html					
TYPE	LAMPS	DESCRIPTION	COLOUR / ACCESSORY	CATALOGUE No	REV
L1	60W LED 4000K	1500 LONG SURFACE MOUNTED IP65 DIFFUSED BATTEN C/W INTEGRAL ELECTRONIC CONTROL GEAR	LIGHT GREY	GAMMA ILLUMINATION STORM 1512-4K-60W	A
L2	60W LED 4000K	1500 LONG SURFACE MOUNTED IP65 DIFFUSED BATTEN C/W INTEGRAL ELECTRONIC CONTROL GEAR CONFIRM THE MOUNTING POSITION WITH THE ARCHITECT	LIGHT GREY	GAMMA ILLUMINATION STORM 1512-4K-60W	A
L3	36W LED 4000K	1200 LONG SURFACE MOUNTED IP65 DIFFUSED BATTEN C/W INTEGRAL ELECTRONIC CONTROL GEAR AND PRESENCE DETECTION SENSOR	LIGHT GREY	GAMMA ILLUMINATION STORM 1558-CCT-36W-MS	A
L4	36W LED 4000K	1200 LONG SURFACE MOUNTED IP65 DIFFUSED BATTEN C/W INTEGRAL ELECTRONIC CONTROL GEAR MOUNT THE FITTING ON THE WALL OR SOFFIT ABOVE THE DOOR.	LIGHT GREY	GAMMA ILLUMINATION STORM 1558-CCT-36W	A
EX	LED	EXIT LIGHT: MAINTAINED 24M VIEWING DISTANCE EXIT LIGHT C/W DIFFUSERS & DIRECTIONAL ARROWS AS SHOWN. WALL MOUNT BETWEEN 2100mm & 2700mm AFFL AS2293 CLASSIFICATION C0-D3.2- C90-E8	WHITE	CLEVERTRONICS LVELED-FM-HV	A
EMERGENCY PACK		LIGHT FITTINGS THAT ARE DESIGNATED AS BEING PROVIDED WITH AN EMERGENCY PACK ARE TO BE PROVIDED WITH AN INTEGRAL AS2293 EMERGENCY PACK. THE FITTINGS ARE TO BE NON MAINTAINED WITH ALL LAMPS SWITCHED AS PER THE LIGHTING CONTROL FOR THAT SPACE UNLESS NOTED OTHERWISE. REFER TO THE SPECIFICATION FOR FURTHER DETAILS OF THE CONFIGURATION AND SWITCHING OF EMERGENCY LIGHTS.			A
LIGHTING CONTROL SWITCH PANEL (LC1)		MULTI GANG SWITCH PANEL CONFIGURED AS PER THE LIGHTING CONTROL SCHEMATIC. WALL MOUNTED AT 1000mm AFFL UNLESS NOTED OTHERWISE.	WHITE	CLIPSAL C2000 SERIES	A
LIGHTING CONTROL SWITCH PANEL (LC2)		MULTI GANG SWITCH PANEL CONFIGURED AS PER THE LIGHTING CONTROL SCHEMATIC. WALL MOUNTED AT 1000mm AFFL UNLESS NOTED OTHERWISE.	WHITE	CLIPSAL C2000 SERIES	A
ONE-WAY SWITCH		ONE-WAY 20A SWITCH C/W THE WORK 'PROJECTOR' ENGRAVED ON THE FACEPLATE MOUNTED AT 1000mm AFFL.	WHITE BLACK ENGRAVING	CLIPSAL C2000 SERIES FACEPLATE	A
F1		6100 DIA CEILING FAN C/W 2.5HP MOTOR AND CEILING MOUNTING SYSTEM CONNECT THE FAN TO THE ASSOCIATED CONTROLLER	SILVER	BIG ASS FANS BIPFX4-20	A
FC		FAN CONTROLLER MOUNTED AT 1000mm AFFL.	BLACK	BIG ASS FANS STANDARD WIRED CONTROLLER	A
SPECIAL POWER OUTLET		SPECIAL PURPOSE POWER OUTLET RATING AND CONFIGURATION AS NOTED MOUNT AT 300 AFFL UNLESS NOTED OTHER WISE			A
SINGLE POWER OUTLET		SINGLE POWER OUTLET C/W CIRCUIT IDENTIFICATION ON THE FACEPLATE BEHIND THE SURROUND MOUNT ABOVE BENCH U.N.O.	WHITE	CLIPSAL C2000 SERIES	A



ELECTRICAL DESIGN GROUP

ELECTRICAL BUILDING SERVICES CONSULTANTS

P.O. Box 15, SHERWOOD Q. 4075

Phone: (07) 3278 4375 Fax: (07) 3716 0222

Web Site: www.edg.net.au Email: brisbane@edg.net.au


C3423a - FLEXIBLE LEARNING CENTRE, MT ISA - COVERED AREA

C3423a-0002(A).xls

ELECTRICAL EQUIPMENT SCHEDULE

REVISION A - 27 JUNE 2025

THE EQUIPMENT SUPPLIER CONTACT DETAILS MAY BE AVAILABLE ON THE EDG WEBSITE VIA THE FOLLOWING LINK www.edg.net.au/links.html					
TYPE	LAMPS	DESCRIPTION	COLOUR / ACCESSORY	CATALOGUE No	REV
DOUBLE POWER OUTLET		DOUBLE POWER OUTLET C/W CIRCUIT IDENTIFICATION ON THE FACEPLATE BEHIND THE SURROUND MOUNT ABOVE BENCH U.N.O	WHITE	CLIPSAL C2000 SERIES	A
IP56 OUTLETS		PROVIDE OUTLETS ANNOTATED AS IP56 AS CLIPSAL I56 SERIES GREY OUTLETS C/W INTEGRAL SWITCH			A
WEATHERPROOF GPO (WP)		IP54 WEATHERPROOF SINGLE / DOUBLE GPO AS NOTED ON DRAWING C/W COVER FLAP OVER SOCKET. MOUNT AT MINIMUM 1100mm AFFL U.N.O. RATING 10A U.N.O.	-	CLIPSAL WSCF227F	A
SINGLE-PHASE ISOLATOR		SINGLE-PHASE WEATHERPROOF ISOLATOR. MOUNT AT 1350mm AFFL U.N.O. RATING 20A U.N.O. CONNECT TO EQUIPMENT VIA FLEXIBLE CONDUIT.	-	CLIPSAL WHT20	A
THREE-PHASE ISOLATOR		THREE-PHASE WEATHERPROOF ISOLATOR. MOUNT AT 1350mm AFFL U.N.O. RATING 20A U.N.O. CONNECT TO EQUIPMENT VIA FLEXIBLE CONDUIT. "RSD" DENOTES ROLLER SHUTTER DOOR SUPPLY - COORDINATE LOCATION ONSITE WITH MOTOR.	-	CLIPSAL WHT35	A
COMMUNICATIONS RACK CR-A		PROVIDE CR-A AS A 24 RU 800 DEEP HINGED WALL MOUNTED RACK WITH FRONT AND REAR VERTICAL 19INCH MOUNTING RAILS. MOUNT THE RAT AT HIGH LEVEL. PROVIDE THE ARCH WITH A 19 INCH MOUNTED 10 PORT POWER RAIL CONNECTED TO THE RACK GPO. ENSURE THE RACK GPO IS COVERED WITHIN THE RACK WHEN THE RACK IS CLOSED. PROVIDE THE RACK WITH LOCKABLE VENTILATED SIDES AND DOOR AS WELL AS TWO TOP LID MOUNTED TEMPERATURE CONTROLLED VENTILATION FANS. PROVIDE THE RACK WITH A FOBOT, CAT 6 CCTV PATCH PANEL, COMMUNICATIONS CAT 6 PATCH PANEL. 19 INCH MOUNT THE AV AMPLIFIER AND CCTV NVR WITHIN THE RACK. PROVIDED DETAILS OF THE RACK FOR APPROVAL PRIOR TO ORDERING.			A
COMMUNICATIONS OUTLET		RJ45 CAT-6 COMMUNICATIONS OUTLET, CABLED BACK TO A PATCH PANEL IN CR-A VIA 4-PAIR CAT-6 UTP CABLE. MOUNT UP TO 3 RJ45 OUTLETS PER MULTI-GANG FACEPLATE WITH SEPARATE PERMANENT LABELLING FOR EACH OUTLET. MOUNT ABOVE BENCH UNLESS NOTED OTHERWISE	WHITE	CLIPSAL C2000 SERIES	A
CAT 6 CONTROL CABLE		PROVIDE AN UNTERMINATED CAT-6 CABLE FROM EACH FAN TO A WALL BOX MOUNTED AT 1000 AFFL FOR THE FAN CONTROLS. PROVE 1M SLACK AT THE WALL BOX AND 3M SLACK AT THE FAN.			A
DB-A		NEW DISTRIBUTION BOARD DB-A TO BE SUPPLIED FROM THE POOL MSB REFER TO THE NOTES AND DISTRIBUTION BOARD DB-A SCHEDULE FOR ADDITIONAL INFORMATION AND REQUIREMENTS. REFER TO THE DISTRIBUTION BOARD DB SECTION DETAIL FOR THE CONFIGURATION OF THE CONDUIT ACCESS INTO THE DISTRIBUTION BOARD			A
CONTACTOR		PROVIDE ALL CONTACTORS AS HEAVY DUTY MOTOR START TYPE.			A
RELAY		CONTROL RELAY.			A
BACKBOARD ACCESS POINT 1 (B1)		TAKE POSSESSION OF THE BACKBOARD CONNECTORS PROVIDED WITH BACKBOARDS AND CONNECT THEM AT THE B1 POSITIONS TO THE B2 CONTROLLERS VIA A CONCEALED CIRCULAR 3C + E 2.5 CABLES. PROVIDE ALL ACCESSORIES NECESSARY TO COMPLETE THE CONNECTIONS AND INSTALLATION.			A



ELECTRICAL DESIGN GROUP

ELECTRICAL BUILDING SERVICES CONSULTANTS

P.O. Box 15, SHERWOOD Q. 4075

Phone: (07) 3278 4375 Fax: (07) 3716 0222

Web Site: www.edg.net.au Email: brisbane@edg.net.au


C3423a - FLEXIBLE LEARNING CENTRE, MT ISA - COVERED AREA

C3423a-0002(A).xls

ELECTRICAL EQUIPMENT SCHEDULE

REVISION A - 27 JUNE 2025

THE EQUIPMENT SUPPLIER CONTACT DETAILS MAY BE AVAILABLE ON THE EDG WEBSITE VIA THE FOLLOWING LINK www.edg.net.au/links.html					
TYPE	LAMPS	DESCRIPTION	COLOUR / ACCESSORY	CATALOGUE No	REV
BACKBOARD ACCESS POINT 2 (B2)		TAKE POSSESSION OF THE BACKBOARD LOCKABLE CONTROLLERS (B2) AND CONNECT EACH TO A DEDICATED CIRCUIT AND A BACKBOARD CONNECTOR AT A B1 POSITION. PROVIDE ALL ACCESSORIES NECESSARY TO COMPLETE THE CONNECTION AND INSTALLATION. MOUNT THE B2 CONTROLLERS AT 1000MM AFFL.			A
AUDIO POINT 1 (AV1)		PROVIDE FOUR CAT 6A CABLES AND TWO 8 WAY MULTICORE AUDIO (ROADWORX RW240824BK) FROM CR-A TO AUDIO POINT AV1. THE CABLES ARE TO BE UNTERMINATED WITH 1M SPARE LENGTH ON EACH END FOR THE SPECIALIST AUDIO VISUAL CONTRACTORS USE. PROVIDE TWO X 50 DIA COMMUNICATIONS CONDUITS WITHIN THE SLAB FROM CR-A TO AV12 WITH THE CONDUITS TURNED UP WITHIN THE WALLS TO DEEP WALL BOXES WITH BLANK FACEPLATES AT 300AFFL FOR FUTURE USE. PROVIDE EACH CONDUIT WITH A DRAW WIRE.			A
PROJECTOR (P1)		PROVIDE FOUR CAT 6A CABLES FROM PROJECTOR TO AUDIO POINT AV1. THE CABLES ARE TO BE UNTERMINATED WITH 1M SPARE LENGTH ON EACH END FOR THE SPECIALIST AUDIO VISUAL CONTRACTORS USE.			A
SPEAKER POINT 1 (SP1)		PROVIDE A FOUR CORE 4MM SPEAKER CABLE FROM THE SPEAKER POINT SP 3 TO CR-A. THE CABLE IS TO BE UNTERMINATED WITH 1M SPARE LENGTH ON EACH END FOR THE SPECIALIST AUDIO VISUAL CONTRACTORS USE. CONFIRM THE POSITION ON SITE WITH THE SPECIALIST AUDIO VISUAL CONTRACTOR.			A
SPEAKER POINT 2 (SP2)		PROVIDE A FOUR CORE 4MM SPEAKER CABLE FROM THE SPEAKER POINT SP 2 TO CR-A. THE CABLE IS TO BE UNTERMINATED WITH 1M SPARE LENGTH ON EACH END FOR THE SPECIALIST AUDIO VISUAL CONTRACTORS USE. CONFIRM THE POSITION ON SITE WITH THE SPECIALIST AUDIO VISUAL CONTRACTOR.			A
SECURITY EQUIPMENT		SECURITY SYSTEM PANELS AS NECESSARY TO ACCOMMODATE THE ADDITIONAL DETECTORS AND ACCESS CONTROL POINTS.			A
SECURITY DUAL TECH INTRUDER DETECTOR		DUAL-TECHNOLOGY MOVEMENT DETECTORS WALL MOUNTED AS PER THE MANUFACTURER'S SPECIFICATION. CONNECT TO THE LOCAL SECURITY EQUIPMENT WITH ONE DETECTOR PER ZONE. PROGRAM THE SECURITY SYSTEM AS REQUIRED TO ACCOMMODATE THE NEW DETECTORS AND CHANGES TO THE SATISFACTION OF THE SCHOOL. SUBMIT DETAILS OF THE DETECTORS INCLUDING THE MOUNTING ARRANGEMENTS FOR APPROVAL PRIOR TO ORDERING.			A
SECURITY PRO TRI TECH INTRUDER DETECTOR		PROFESSIONAL- TRI-TECHNOLOGY PET IMMUNE MOVEMENT DETECTORS WALL MOUNTED AS PER THE MANUFACTURER'S SPECIFICATION. CONNECT TO THE LOCAL SECURITY EQUIPMENT WITH ONE DETECTOR PER ZONE. PROGRAM THE SECURITY SYSTEM AS REQUIRED TO ACCOMMODATE THE NEW DETECTORS AND CHANGES TO THE SATISFACTION OF THE SCHOOL. SUBMIT DETAILS OF THE DETECTORS INCLUDING THE MOUNTING ARRANGEMENTS FOR APPROVAL PRIOR TO ORDERING.			A
ACCESS CONTROL DOOR ELECTRIC STRIKE (ES)		FLUSH MOUNTED FAIL SAFE ELECTRIC DOOR STRIKE PLATE. ALLOW TO CONNECT THE ELECTRIC STRIKE TO THE ACCESS CONTROL SYSTEM. PROVIDE CONCEALED DOOR READER MODULES & AUXILIARY POWER SUPPLIES AS REQUIRED. PROVIDE A BATTERY BACK UP SYSTEM SUCH THAT THE ELECTRIC STRIKES REMAIN LOCKED FOR AT LEAST FOUR HOURS UPON MAINS POWER FAILURE. COORDINATE THE ELECTRIC DOOR STRIKE INTERFACE WITH THE DOOR SUPPLIER. EACH ELECTRIC STRIKE IS TO BE PROVIDED WITH DOOR STATUS REPORTING (DOOR OPEN / DOOR CLOSED)			A
ACCESS CONTROL DOOR CARD READER (CR)		WALL-MOUNTED 1000AFFL VANDAL-RESISTANT ACCESS CONTROL SYSTEM HEAVY-DUTY PROXIMITY CARD READER. PROVIDE DOOR READERS AND POWER SUPPLIES AS REQUIRED			A
SECURITY PUSH BUTTON		WALL-MOUNTED 1000AFFL VANDAL-RESISTANT ACCESS CONTROL SYSTEM EXIT BUSH BUTTON. C/W ENGRAVING 'PUSH TO EXIT'			A
SECURITY PIZEO		SECURITY FLUSH WALL RECESSED PIZEO SIREN MOUNTED AT 3000AFFL.			A



ELECTRICAL DESIGN GROUP

ELECTRICAL BUILDING SERVICES CONSULTANTS

P.O. Box 15, SHERWOOD Q. 4075

Phone: (07) 3278 4375 Fax: (07) 3716 0222

Web Site: www.edg.net.au Email: brisbane@edg.net.au

C3423a - FLEXIBLE LEARNING CENTRE, MT ISA - COVERED AREA

C3423a-0002(A).xls

ELECTRICAL EQUIPMENT SCHEDULE

REVISION A - 27 JUNE 2025

THE EQUIPMENT SUPPLIER CONTACT DETAILS MAY BE AVAILABLE ON THE EDG WEBSITE VIA THE FOLLOWING LINK www.edg.net.au/links.html					
TYPE	LAMPS	DESCRIPTION	COLOUR / ACCESSORY	CATALOGUE No	REV
SECURITY REED SWITCH		SECURITY FLUSH DOOR / GATE REED SWITCH ALL CABLING AND ASSOCIATED CONDUIT TO BE CONCEALED. CONNECT TO THE LOCAL SECURITY EQUIPMENT WITH EACH DOOR / SET OF DOORS CONFIGURED AS A SINGLE ZONE. PROGRAM THE SECURITY SYSTEM AS REQUIRED TO ACCOMMODATE THE NEW REED SWITCHES AND CHANGES TO THE SATISFACTION OF THE SCHOOL.			A
SECURITY KEY PAD (KP)		SECURITY ARMING / DISARMING KEY PAD LOCATED IN A FLUSH RECESSED LOCKABLE HINGED 316 STAINLESS STEEL ENCLOSURE. ALL CABLING AND ASSOCIATED CONDUIT TO BE CONCEALED.			A
CCTV CAMERA INTERNAL POSITIONS		SURFACE MOUNTED COLOUR FIXED TURRET CAMERA CABLED TO A CAT 6 CAMERA PATCH PANEL IN CR-A VIA 4-PAIR CAT-6 UTP CABLE. PROVIDE THE CAMERA WITH PROTECTION AGAINST THE IMPACT FROM BASKET BALLS.	WHITE	EQUAL TO HIKVISION DS-2CD2347G2-L	A
CCTV CAMERA EXTERNAL POSITIONS		SURFACE MOUNTED IR FIXED TURRET CAMERA CABLED TO A CAT 6 CAMERA PATCH PANEL WITHIN CR-A VIA 4-PAIR CAT-6 UTP CABLE.	WHITE	EQUAL TO HIKVISION DS-2CD2345G0P-I	A